




# Product Range

## Counterflow Cooling Towers

Induced Draft with Axial Fans

Forced Draft with Centrifugal Fans

Forced Draft with Axial Fans



Better Choices • Easy Solutions • Advanced Technology • Certified EN ISO 9001

**Specialists in Heat Transfer Products and Services**  
*Delivering Quality... Focused on Perfection*

## Counterflow Cooling Tower Designs

**CTI Certified-Standard 201:** Every Evapco cooling tower is independently certified by the Cooling Technology Institute (CTI). This certification guarantees that the unit will meet the rated capacities, eliminating the need for costly field performance tests.

[www.cti.org](http://www.cti.org)



† Mark owned by the Cooling Technology Institute

### Induced Draft with Axial Fans

#### AT/UAT/BIG-AT/c-AT

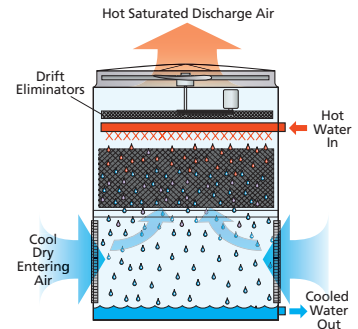


AT/UAT 14-64 to  
AT/UAT 428-1248  
139 to 18144 kW  
430 Models

Big-AT 114-526 to  
Big-AT 428-952  
4444 to 22128 kW  
25 Models

c-AT 17-49 to  
c-AT 17-912  
762 to 2079 kW  
18 Models

- Low energy
- Low risk for recirculation
- Best choice to avoid Legionella
- Easy maintenance
- CTI Certified
- IBC Compliant
- UAT: an all stainless steel unit with a type 316L cold water basin and a type 304L upper section
- Big-AT: cells of 4.3 by 7.9 m
- c-AT: containerized units



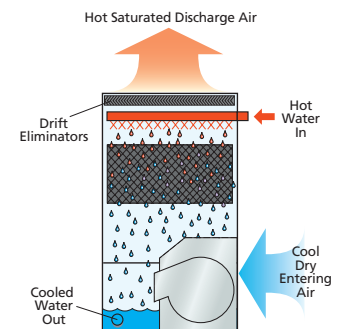
### Forced Draft with Centrifugal Fans

#### LSTE




LSTE 5112 to  
LSTE 10636  
685 to 5930 kW  
57 Models

- Small footprint
- Low sound
- Indoor installation possible
- Plume abatement as an option
- CTI Certified
- IBC Compliant

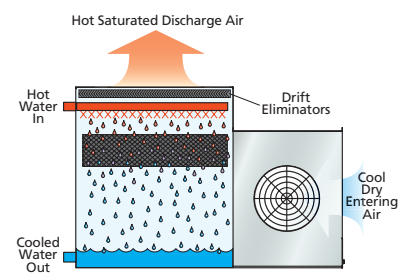


#### LPT



LPT 316 to  
LPT 8812  
120 to 1460 kW  
43 Models

- Low height
- Low sound
- Indoor installation possible
- TOP-TOP execution possible: vertical air inlet and outlet
- Plume abatement as an option
- CTI Certified
- IBC Compliant



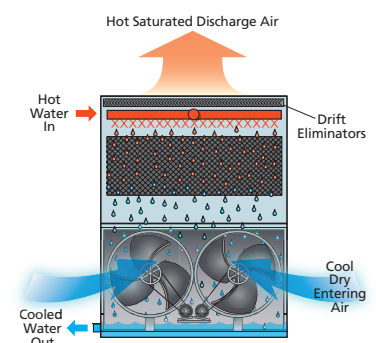
### Forced Draft with Axial Fans

#### PMTQ



PMTQ 10112 to  
PMTQ 12940  
460 to 5732 kW  
90 Models

- Low energy
- Super Low Sound Fans are standard
- Easy maintenance
- Man-sized access doors
- Individual fan drive systems
- CTI Certified
- IBC Compliant

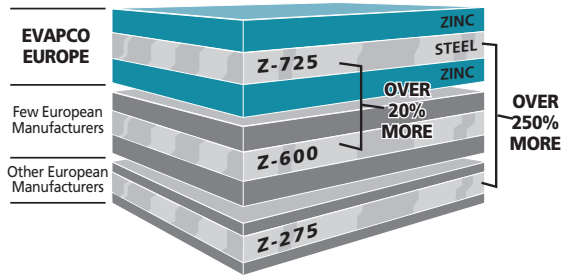




## Design Features

### Corrosion Protection


**EVAPCOAT:** The Z-725 Mill Hot-Dip Galvanized Steel Construction is the heaviest level of galvanizing available for manufacturing cooling towers and has more zinc protection than competitive designs using Z-275 and Z-600 steel. EVAPCO was the first to standardize on Z-725 galvanized steel which means a minimum of 725 g zinc/m<sup>2</sup>. Today Evapco remains the only European cooling tower manufacturer using this heavy grade galvanized steel.



**Stainless Steel Options:** A variety of stainless steel construction upgrade options are available in both 304L and 316L stainless steel, including stainless steel cold water basins and complete stainless steel units.

### EVAPAK® Fill

The **EVAPAK®** fill is specially designed to induce highly turbulent mixing of the air and water for superior heat transfer. Special drainage tips allow high water loadings without excessive pressure drop. The fill is constructed of inert PVC, will not rot or decay, and will withstand water temperatures of 55°C. A higher temperature fill is available for water up to 65°C. The structural integrity makes the fill usable as a working platform.




**EVAPAK®** has excellent fire resistance, having a flame spread rating of 5 per ASTM-E84-81a.

### Pressurized Water Distribution System

The water distribution system is made of PVC piping which is easily removable for cleaning. The spray branches have threaded end caps for debris removal. ABS plastic water diffusers have a large orifice and are practically impossible to clog. They are threaded for easy removal and positioning.

Axial fan units are equipped with **EvapJet™** nozzles. This high efficient design requires 66% fewer nozzles.




### Maintenance Friendly Basin Design

**Easy Access:** The cold water basin section on induced draft units is easily accessible from ground level from all four sides of the unit. This open basin design enables the unit to be easily cleaned.



**Clean Pan:** EVAPCO units feature a completely sloped design from the upper to the lower pan section. This "Clean Pan" design allows the water to be completely drained from the basin.




### Reliable Drive System

All Evapco cooling towers come standard with IE2 motors that can be used with variable frequency drive (VFD) systems for precise capacity control. The mechanical drive systems are easy to access and easy to maintain. Bearing lubrication and belt adjustment can be performed from outside the unit. All units with fan motors located outside of the unit are protected with a removable motor cover or fan screen. Motors located inside the fan casing are mounted on a swing-out motor mount on an adjustable base for easy removal.





### WST Air Inlet Louver

Evapco's water and sight tight (WST) louvers keep water in and sunlight out of induced draft products. The unique non-planar design is made from light-weight framed PVC sections which have no loose hardware, enabling easy unit access. The louver's air channels are optimized to block all line-of-sight paths into the basin eliminating splash-out. Additionally, algae growth is minimized by blocking all sunlight. (Patent pending)



### Patented Efficient Drift Eliminators

An extremely efficient PVC drift eliminator system is standard on all Evapco units. The system removes water droplets from the air stream to limit the drift rate to less than 0.001% of the recirculating water rate. Evapco's drift eliminators are EUROVENT Certified.




## Low Sound Solutions

### Induced Draft with Axial Fans

#### Super Low Sound Fan

Capable of reducing the unit sound pressure levels 9 to 15 dB(A).




#### Low Sound Fan

Capable of reducing the unit sound pressure levels 4 to 7 dB(A).



#### Water Silencer

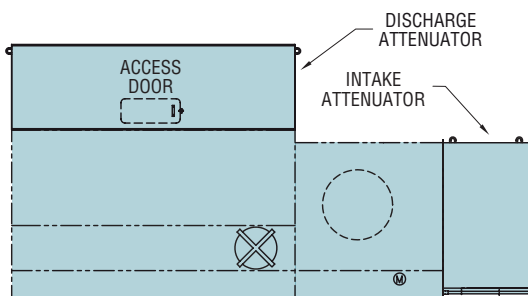
Reduces the high frequency noise associated with the falling water and is capable of reducing overall sound levels 4 to 7 dB(A) measured at 1.5 m from the side or end of the unit.



### Forced Draft Centrifugal Fan Options

The centrifugal fan design of Evapco's forced draft cooling towers operates at lower sound levels which make these units preferable for installations where noise is a concern.

For extremely noise sensitive applications, these centrifugal fan models may be supplied with various optional stages of intake and/or discharge attenuation packages, which greatly reduce sound levels even further.

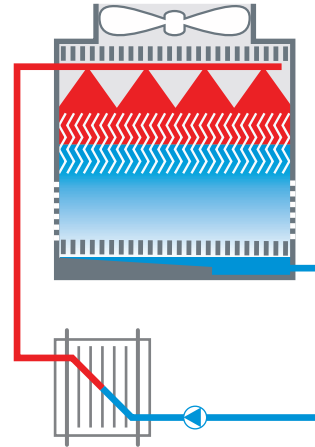


## Applications

### Circulation Scheme

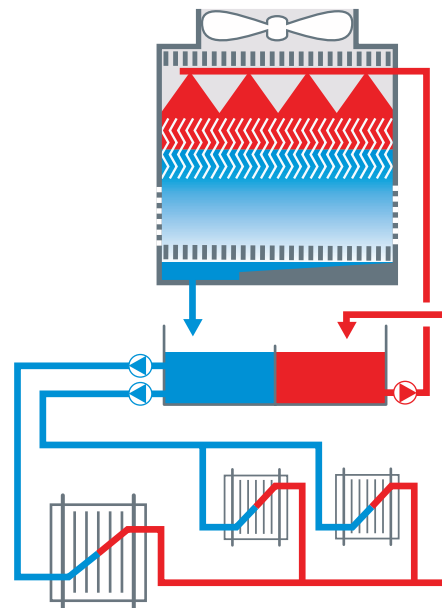
#### Single Circuit System

Mainly for applications with constant water flow.



#### Dual Circuit System

For cooling tower applications with variable water flows to the consumers.



[www.evapco.com](http://www.evapco.com)

#### EVAPCO Inc.

World Headquarters & Research /  
Development Center  
Westminster, MD 21158, USA

Phone: +1 410-756-2600  
Fax: +1 410-756-6450  
[marketing@evapco.com](mailto:marketing@evapco.com)

[www.evapco.eu](http://www.evapco.eu)

#### EVAPCO Europe NV

European Headquarters  
Industrieterrein Oost 4010  
3700 Tongeren, Belgium

Phone: +32 12-395029  
Fax: +32 12-238527  
[evapco.europe@evapco.be](mailto:evapco.europe@evapco.be)

#### EVAPCO Europe Srl

Via Ciro Menotti 10  
20017 Passirana di Rho  
Milano, Italy

Phone: +39 02-939-9041  
Fax: +39 02-935-00840  
[evapcoeuropa@evapco.it](mailto:evapcoeuropa@evapco.it)

#### EVAPCO Europe GmbH

Meerbuscher Strasse 64-78  
D-40670 Meerbusch  
Germany

Phone: +49 2159-6956 0  
Fax: +49 2159-6956 11  
[info@evapco.de](mailto:info@evapco.de)